



# 12 PIECE SHOWER **WALL KIT** SMC 36" X 60" X 96"

SPECIFICATIONS



# SMC Shower Panel Kit

## Subway Pattern, White Glossy Finish

Transform your bathroom with this innovative 12-piece SMC (Sheet Molded Compound) shower panel kit. Each panel is thoughtfully designed with an integrated flange, ensuring a watertight seal and easy installation. The generous 24" x 26" and 24" x 60" panel sizes allow for quick, hassle-free assembly, so you can enjoy your new shower space sooner.

Looking for a shorter or partial kit?

We also offer a 9-piece panel kit at 72" height for those who prefer a lower-height shower and want to save on costs, as well as a 6-piece shower wall panel kit at 48" height—perfect for walk-in tub surrounds that don't require full floor-to-ceiling coverage.

---

## About SMC

### (Sheet Molded Compound)

SMC is a specialized fiberglass-based composite created by combining resin, glass fibers, and other reinforcements under high pressure—often exceeding 1,000 psi—and elevated temperatures. During this meticulous manufacturing process, the materials are compressed and heated in large presses, ensuring a consistent bond and superior structural integrity. The result is an exceptionally strong panel with outstanding resistance to scratches, impact, and discoloration. Thanks to its glossy white finish and substantial durability, SMC delivers both contemporary style and lasting reliability to your bathroom.



# Why Choose SMC Panels?

(Sheet Molded Compound)



100%  
Waterproof



Easy  
Installation



High Impact  
Resistance



Discoloration  
Resistant



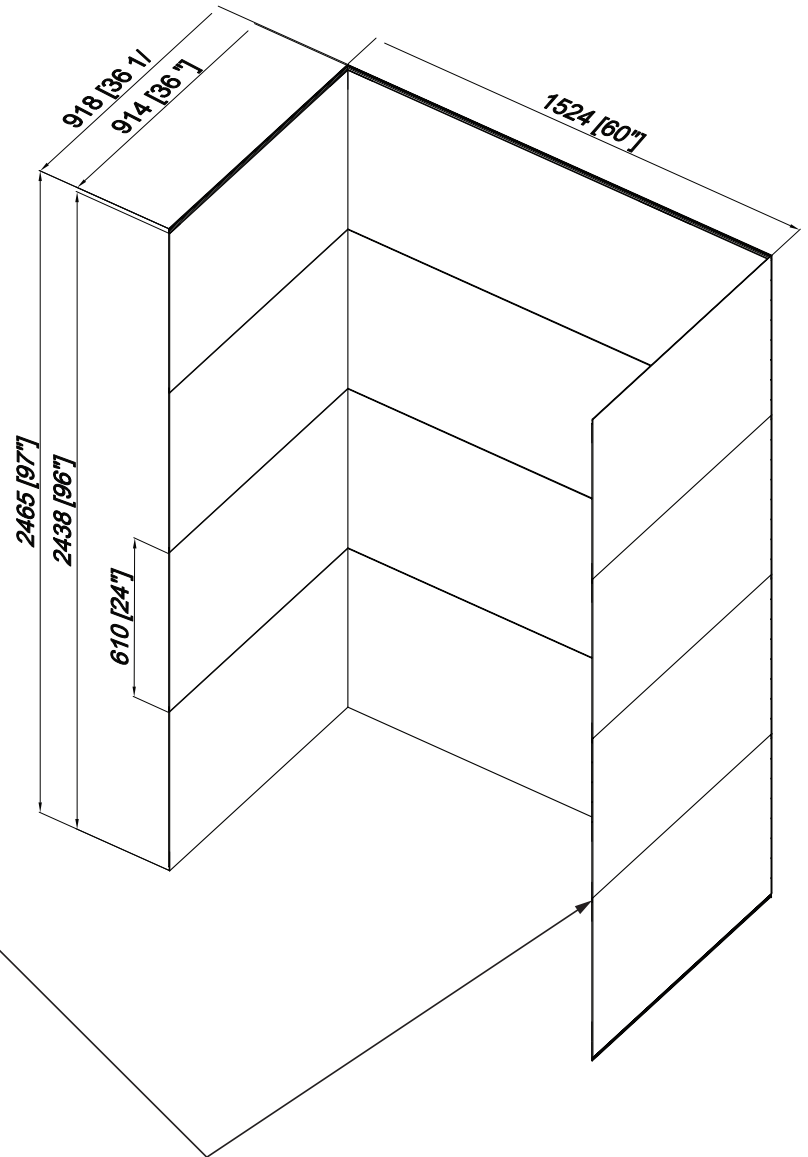

## Shipping-Safe Packaging



Each panel kit is meticulously packaged for safe delivery. The kit includes a durable wooden frame, wrapped in protective bubble wrap and foam sheets. The panels are securely sealed in plastic to prevent scratches or damage during transit, ensuring they arrive in perfect condition.



# Sizes




Easy Tongue & Groove  
Interlock System



12Pc

96" High x 60" Long x 36" Wide



## Kit

12 Pieces Package Kit

- Four (4) Panels 60"x24"
- Eight (8) Panels 36"x24"

## Maintenance



In order to protect your Shower Tile, we recommend the following:

Always consult your dealer if you are going to place the product in places that do not appear as recommended.

Avoid subjecting the coating to extreme temperatures and the continuous action of the sun's rays.

Do not place the product in open places where the sun or rain can reach it directly.

Keep indoor relative humidity between 40% and 60% all year to prevent the coating is subjected to sudden changes in temperature and humidity.

Maintain a temperature in the place of installation of between 16 and 22 °C in

order to prevent movement of expansion or contraction in the plates.

The coating surface Wall Solution Tongue&Groove, which is essentially strong and durable. It does not require additional treatments. No need to be polished, varnished, waxed or brightened because no additional treatment retains its intrinsic and essential properties.

Do not use abrasive products or containing compounds such as ammonia, solvents or other aggressive agents.

Using other cleaners can alter product properties such as brightness or colour. If using others cleaning, perform a preliminary test somewhere inconspicuous the wall.



Discover more products  
and additional information at

[ellasbubbles.com](http://ellasbubbles.com)

Toll Free: 800-480-6850  
Office Direct: 312-666-3552