

ACRYLIC 3-PANEL
SHOWER WALL KIT
High Resolution Digital Print Pattern

Size: 40" x 60"x 98"



SPECIFICATIONS

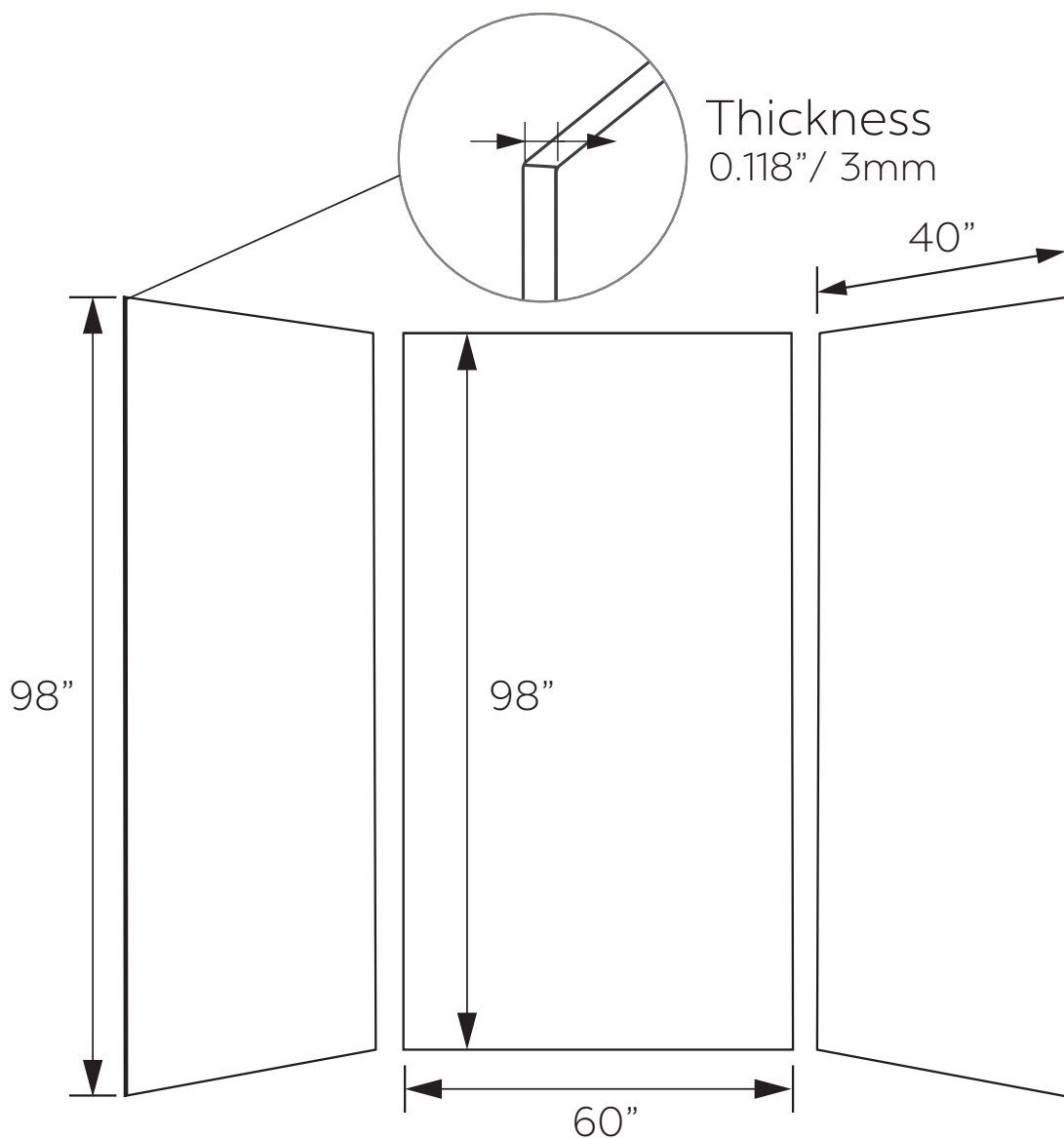


Acrylic 3-Panel Shower Wall Kit

High Resolution Digital Print Pattern

WALL THICKNESS		SHIPPING	
Inches.	mm.	BOX SIZE	SHIP WEIGHT
0.118	3	24"x24"x61"	81 LBS.

The Ella 3-piece acrylic panel wall kit, sized 40"x 60"x 98", offers an easy installation option, either glued to drywall or over existing tile. It includes a back panel (60" x 98") and two side panels (40" x 98"), which can be cut to fit your shower space. The edges should be finished with molding (not included) or caulking and painted to match the wall color, with the method of finishing at the contractor's discretion. These 3 flat panels are rolled and shipped in a 24" x 24" x 61" box to any location in the USA or Canada.



Key Features

- Easy 3-Flat Panel System Installation
- Glossy finish, Easy Cleaning
- Flat Panels Rolled and Shipped in 24" x 24" x 61" USA or Canada

- **DR (Durable Rubber Acrylic):** 15% of the sheet for high-impact resistance and color stability.
- **ABS (Acrylonitrile Butadiene Styrene):** 85% of the sheet, offering rigidity with flexibility



High Impact
Resistance




100%
Waterproof



Discoloration
Resistant




Warm to Touch
Surface



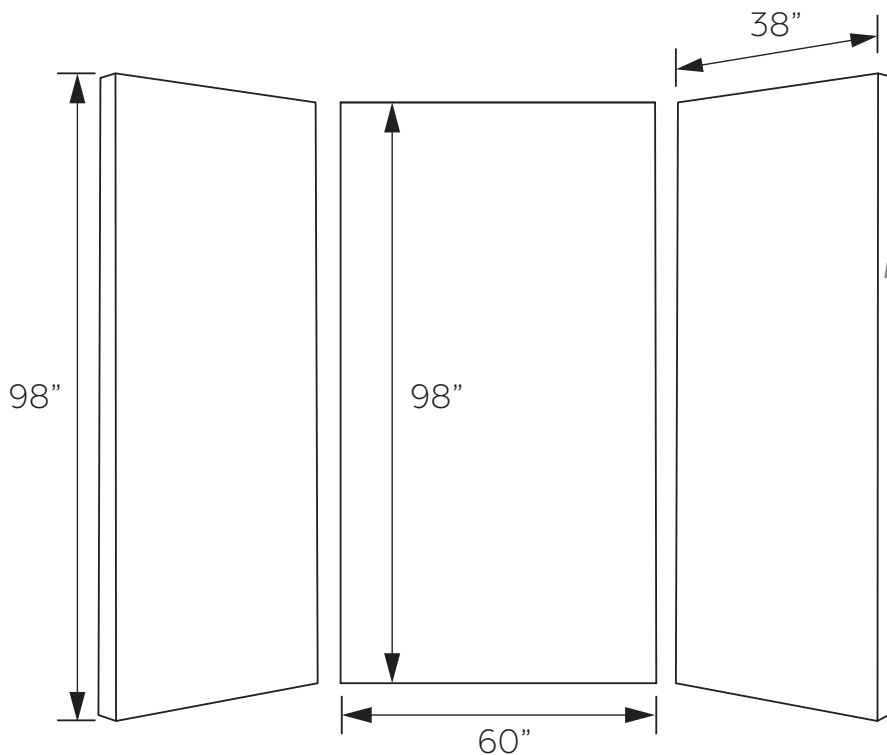
Four-Layer Build

- Ⓐ UV Cured Top Coat
- Ⓑ UV Cured Ink / Print
- Ⓒ Virgin ABS Acrylic
- Ⓓ Recycled ABS Acrylic



Special Order Only - Call 1 312-666-3552

2" Edge Bend Acrylic Wall Panels
38"x60"x98" + (2" bend)



OPTIONAL
2" FRONT
EDGE BEND

An option is available to order both side panels with a 2" bend. The front edge of the 40" panel is heated and bent at a 90-degree angle. This 2" bend is designed to cover old, existing walls, making installation over old surfaces seamless. The 2" 90-degree bend can also be trimmed to the required size, ensuring a perfect fit. However, the kits with a 2" bend cannot be rolled and shipped in a box and can only be shipped on a crate, which will significantly increase the shipping cost.

RECOMENDED ADHESIVE & SEALANT
(Not Included) for info call +1 312-666-3552



ASI 502
HIGH PERFORMANCE
100% RTV SILICONE



MS-1000
PREMIUM HYBRID
SEALANT & ADHESIVE

Additional Single Panels Available

Side Wall 40" x 98"

Back Wall 60" x 98"

Ceiling Panel 40" x 60"
Solid White or Print



Maintenance

Daily Maintenance

After each shower, rinse the walls with clean water to reduce soap and mineral buildup.

Use a soft squeegee or microfiber cloth to remove excess water and maintain a spotless appearance.

Weekly Cleaning

Clean your IntellaStone walls once a week using non-abrasive, pH-neutral cleaners.

Recommended options include:

- Warm water with a few drops of Dawn® or similar dish soap
- Method® Bathroom Cleaner
- Seventh Generation® Bathroom Cleaner
- Simple Green® (diluted according to instructions)

Use a soft sponge or microfiber cloth. Rinse thoroughly and dry with a clean towel.

Do Not Use:

Avoid any products that could damage the acrylic surface:

- Abrasive powders or pastes (e.g., Comet®, Bar Keepers Friend®)
- Harsh chemicals such as bleach, ammonia, or acetone
- Solvent-based or petroleum-based cleaners
- Abrasive pads, steel wool, or rough sponges
- Magic Erasers® (unless used gently and only after spot-testing)

For Hard Water or Soap Buildup

Mix a 50/50 solution of white vinegar and warm water in a spray bottle.

Apply to affected areas, let sit for 10-15 minutes, then wipe with a soft cloth and rinse well.

IMPORTANT

Use of abrasive cleaners, rough tools, or chemical solvents will void the product warranty. Always stick to gentle, acrylic-safe products for optimal care.

For additional accessories, matching silicon and adhesive contact:

Toll Free: 800-480-6850
Office Direct: 312-666-3552
ellasbubbles.com

